

## SUMMARY OF PRODUCT CHARACTERISTICS

▼ This medicinal product is subject to additional monitoring. This will allow quick identification of new safety information. Healthcare professionals are asked to report any suspected adverse reactions. See section 4.8 for how to report adverse reactions.

### 1. NAME OF THE MEDICINAL PRODUCT

Jaydess 13.5 mg intrauterine delivery system.

### 2. QUALITATIVE AND QUANTITATIVE COMPOSITION

The intrauterine delivery system contains 13.5 mg levonorgestrel.

For the full list of excipients, see section 6.1.

For details of release rates, see section 5.2.

### 3. PHARMACEUTICAL FORM

Intrauterine delivery system (IUS).

The product consists of a whitish or pale yellow drug core covered with a semi-opaque membrane, which is mounted on the vertical stem of a T-body. In addition, the vertical stem contains a silver ring located close to the horizontal arms. The white T-body has a loop at one end of the vertical stem and two horizontal arms at the other end. Brown coloured removal threads are attached to the loop. The vertical stem of the IUS is loaded in the insertion tube at the tip of the inserter. The IUS and inserter are essentially free of visible impurities.

Dimensions of Jaydess: 28 x 30 x 1.55 mm

### 4. CLINICAL PARTICULARS

#### 4.1 Therapeutic indications

Contraception for up to 3 years.

#### 4.2 Posology and method of administration

##### Posology

Jaydess is inserted into the uterine cavity and is effective for up to three years.

##### *Insertion and removal/ replacement*

It is recommended that Jaydess should only be inserted by physicians/ healthcare providers who are experienced in IUS insertions and/ or have undergone training on the Jaydess insertion procedure.

Jaydess is to be inserted into the uterine cavity within seven days of the onset of menstruation. Jaydess can be replaced by a new system at any time in the cycle. Jaydess can also be inserted immediately after first trimester abortion.

Postpartum insertions should be postponed until the uterus is fully involuted, however not earlier than six weeks after delivery. If involution is substantially delayed, consider waiting until 12 weeks postpartum.

In case of a difficult insertion and/ or exceptional pain or bleeding during or after insertion, the possibility of perforation should be considered and appropriate steps should be taken, such as physical examination and ultrasound. Physical examination alone may not be sufficient to exclude partial perforation, which may have occurred even if the threads are still visible.

Jaydess can be distinguished from other IUSs by the combination of the visibility of the silver ring on ultrasound and the brown colour of the removal threads. The T-frame of Jaydess contains barium sulphate which makes it visible in X-ray examination.

Jaydess is removed by gently pulling on the threads with a forceps. If the threads are not visible and the system is found to be in the uterine cavity on ultrasound exam, it may be removed using a narrow forceps. This may require dilatation of the cervical canal or surgical intervention.

The system should be removed no later than by the end of the third year. If the woman wishes to continue using the same method, a new system can be inserted immediately following removal of the original system.

If pregnancy is not desired, the removal should be carried out within 7 days of the onset of menstruation, provided the woman is experiencing regular menses. If the system is removed at some other time during the cycle or the woman does not experience regular menses and the woman has had intercourse within a week, she is at risk of pregnancy. To ensure continuous contraception a new system should be immediately inserted or an alternative contraceptive method should have been initiated.

After removal of Jaydess, the system should be examined to ensure that it is intact.

#### *Elderly patients*

Jaydess has not been studied in women over the age of 65 years. There is no indication for the use of Jaydess in postmenopausal women.

#### *Patients with hepatic impairment*

Jaydess has not been studied in women with hepatic impairment. Jaydess is contraindicated in women with acute liver disease or liver tumour (see section 4.3).

#### *Patients with renal impairment*

Jaydess has not been studied in women with renal impairment.

#### *Paediatric population*

Use of this product before menarche is not indicated. For data on safety and efficacy in adolescents, see section 5.1.

#### Method of administration

To be inserted by a healthcare provider using aseptic technique.

Jaydess is supplied within an inserter in a sterile package, which should not be opened until needed for insertion. Do not resterilize. As supplied, Jaydess is for single use only. Do not use if the blister is damaged or open. Do not insert after the expiry date which is stated on the carton and the blister after EXP.

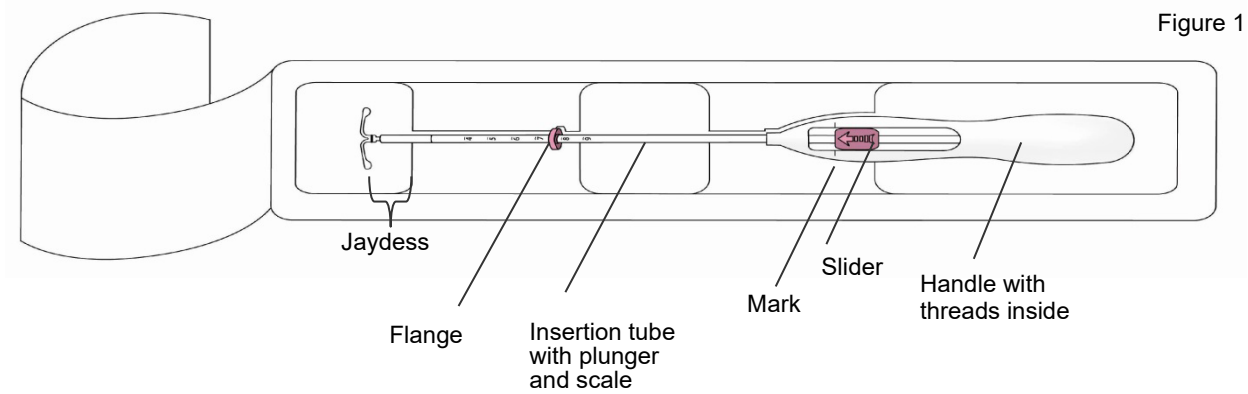
Any unused product or waste material should be disposed of in accordance with local requirements.

Jaydess is supplied with a patient reminder card in the outer carton. Complete the patient reminder card and give it to the patient, after insertion.

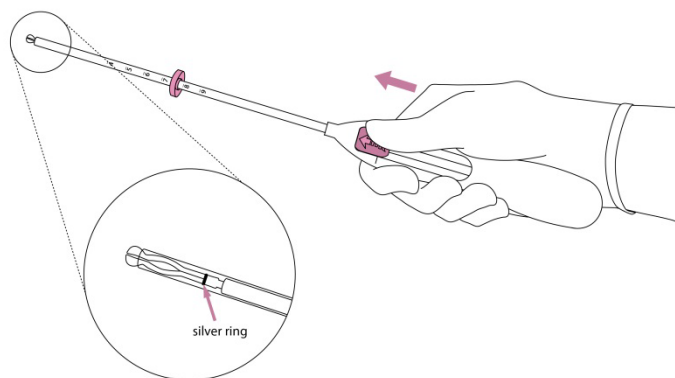
#### *Preparation for insertion*

- Examine the patient to establish the size and position of the uterus, in order to detect any signs of acute genital infections or other contraindications for the insertion of Jaydess. If there is any doubt regarding pregnancy, a pregnancy test should be performed.
- Insert a speculum, visualize the cervix, and then thoroughly cleanse the cervix and vagina with a suitable antiseptic solution.
- Employ an assistant as necessary.
- Grasp the anterior lip of the cervix with a tenaculum or other forceps to stabilize the uterus. If the uterus is retroverted, it may be more appropriate to grasp the posterior lip of the cervix. Gentle traction on the forceps can be applied to straighten the cervical canal. The forceps should remain in position and gentle counter traction on the cervix should be maintained throughout the insertion procedure.
- Advance a uterine sound through the cervical canal to the fundus to measure the depth and confirm the direction of the uterine cavity and to exclude any evidence of intrauterine abnormalities (e.g., septum, submucous fibroids) or a previously inserted intrauterine contraceptive which has not been removed. If difficulty is encountered, consider dilatation of the canal. If cervical dilatation is required, consider using analgesics and/or a paracervical block.

1. First, open the sterile package completely (Figure 1). Then use aseptic technique and sterile gloves.



2. Push the slider **forward** in the direction of the arrow to the furthest position to load Jaydess into the insertion tube (Figure 2).



**IMPORTANT!** Do not pull the slider downwards as this may prematurely release Jaydess. Once released, Jaydess cannot be re-loaded.

3. Holding the slider in the furthest position, set the **upper** edge of the flange to correspond to the sound measurement of the uterine depth (Figure 3).

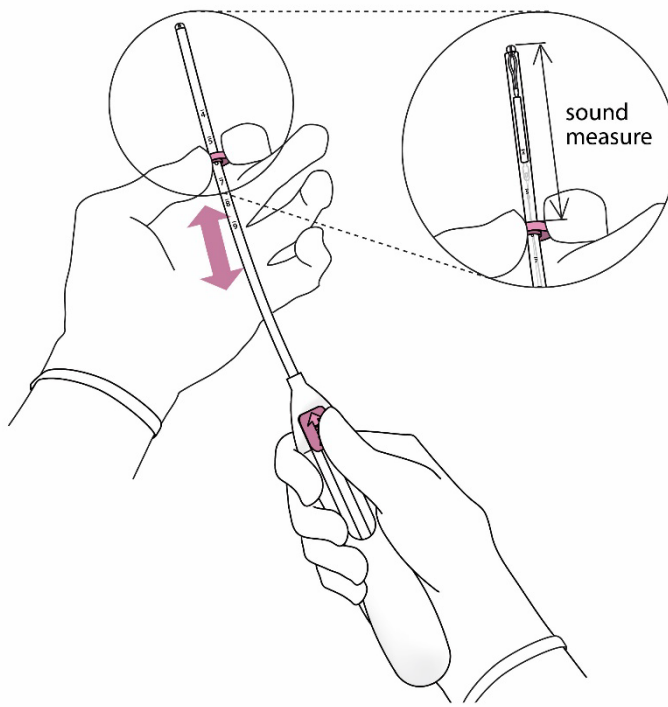


Figure 3

4. While holding the slider in the **furthest** position, advance the inserter through the cervix until the flange is approximately 1.5-2.0 cm from the uterine cervix (Figure 4).

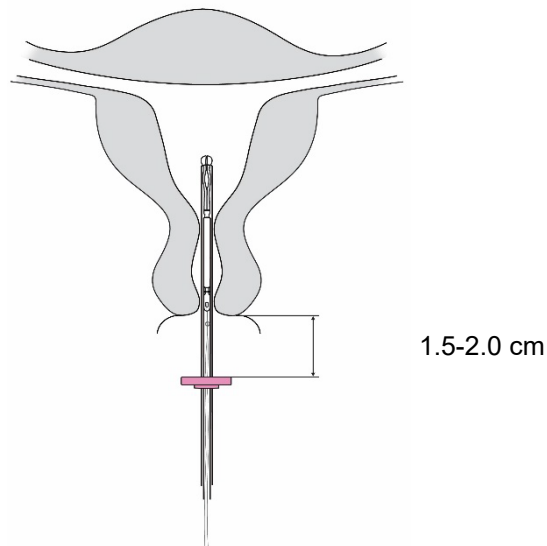


Figure 4

**IMPORTANT!** Do not force the inserter. Dilate the cervical canal, if necessary.

5. While holding the inserter steady, **pull the slider to the mark** to open the horizontal arms of Jaydess (Figure 5). Wait 5-10 seconds for the horizontal arms to open completely.

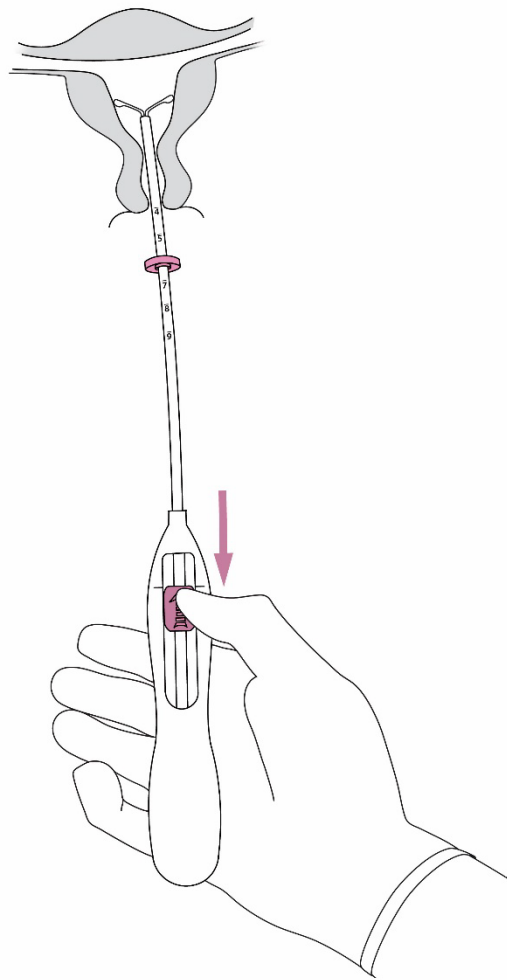


Figure 5

6. Advance the inserter gently towards the fundus of the uterus **until the flange touches the cervix**. Jaydess is now in the fundal position (Figure 6).

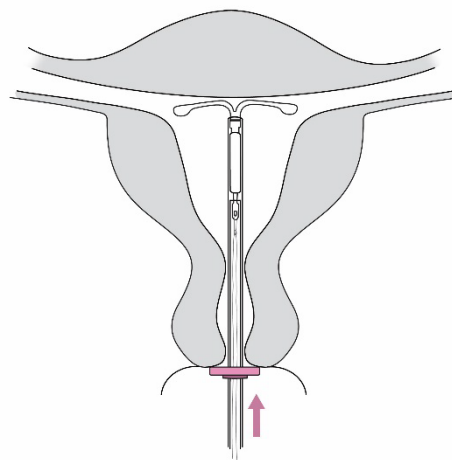


Figure 6

7. Holding the inserter in place, release Jaydess by pulling **the slider all the way down** (Figure 7). While holding the slider all the way down, gently remove the inserter by pulling it out. **Cut the threads** to leave about 2-3 cm visible outside of the cervix.

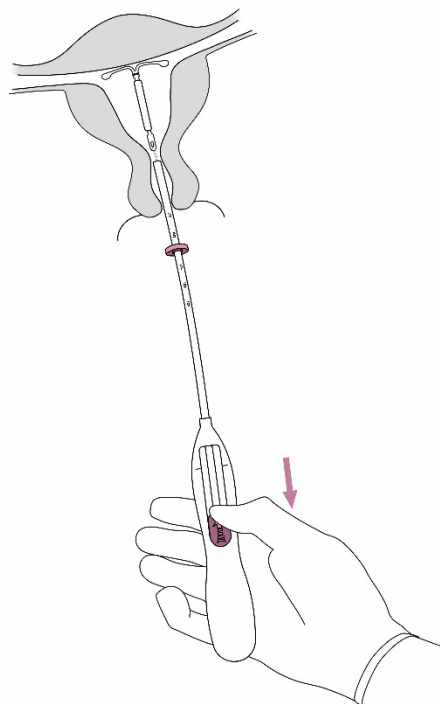


Figure 7

**IMPORTANT!** Should you suspect that the system is not in the correct position, check placement (e.g. with ultrasound). Remove the system if it is not positioned properly within the uterine cavity. A removed system must not be re-inserted.

#### Removal/ replacement

For removal/ replacement, please see section 4.2 *Insertion and removal/ replacement*.

Jaydess is removed by pulling on the threads with a forceps (Figure 8).

You may insert a new Jaydess immediately following removal.

After removal of Jaydess, the system should be examined to ensure that it is intact.

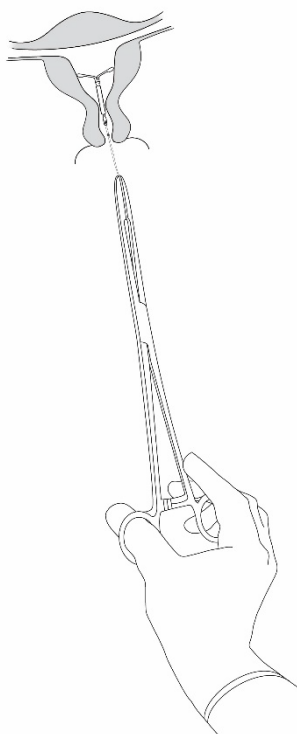


Figure 8

### 4.3 Contraindications

- Pregnancy (see section 4.6);
- Acute or recurrent pelvic inflammatory disease or conditions associated with increased risk for pelvic infections;

- Acute cervicitis or vaginitis;
- Postpartum endometritis or infected abortion during the past three months;
- Cervical intraepithelial neoplasia until resolved;
- Uterine or cervical malignancy;
- Progestogen-sensitive tumours, e.g. breast cancer;
- Abnormal uterine bleeding of unknown aetiology;
- Congenital or acquired uterine anomaly including fibroids which would interfere with insertion and / or retention of the intrauterine system (i.e. if they distort the uterine cavity);
- Acute liver disease or liver tumour;
- Hypersensitivity to the active substance or to any of the excipients listed in section 6.1.

#### **4.4 Special warnings and precautions for use**

Jaydess should be used with caution after specialist consultation, or removal of the system should be considered if any of the following conditions exist or arise for the first time:

- migraine, focal migraine with asymmetrical visual loss or other symptoms indicating transient cerebral ischemia
- exceptionally severe headache
- jaundice
- marked increase in blood pressure
- severe arterial disease such as stroke or myocardial infarction

Low-dose levonorgestrel may affect glucose tolerance, and the blood glucose concentration should be monitored in diabetic users of Jaydess. However, there is generally no need to alter the therapeutic regimen in diabetics using LNG IUS.

##### *Medical examination/ consultation*

Before insertion, a woman must be informed of the benefits and risks of Jaydess, including the signs and symptoms of perforation and the risk of ectopic pregnancy, see below. A physical examination including pelvic examination and examination of the breasts should be conducted. Cervical smear should be performed as needed, according to healthcare professional's evaluation. Pregnancy and sexually transmitted diseases should be excluded. Genital infections should be successfully treated prior to insertion. The position of the uterus and the size of the uterine cavity should be determined. Fundal positioning of Jaydess is important in order to maximize the efficacy and reduce the risk of expulsion. The instructions for the insertion should be followed carefully.

Emphasis should be given to training in the correct insertion technique.

Insertion and removal may be associated with some pain and bleeding. The procedure may precipitate a vasovagal reaction (e.g. syncope, or a seizure in an epileptic patient).

A woman should be re-examined 4 to 6 weeks after insertion to check the threads and ensure that the system is in the correct position. Follow-up visits are recommended once a year thereafter, or more frequently if clinically indicated.

Jaydess is not for use as a post-coital contraceptive.

The use of Jaydess for the treatment of heavy menstrual bleeding or protection from endometrial hyperplasia during oestrogen replacement therapy has not been established. Therefore it is not recommended for use in these conditions.

##### *Ectopic pregnancy*

In clinical trials, the overall incidence of ectopic pregnancy with Jaydess was approximately 0.11 per 100 woman-years. Approximately half of the pregnancies that occur during Jaydess use are likely to be ectopic.

Women considering Jaydess should be counselled on the signs, symptoms and risks of ectopic pregnancy. For women who become pregnant while using Jaydess, the possibility of an ectopic pregnancy must be considered and evaluated.

Women with a previous history of ectopic pregnancy, tubal surgery or pelvic infection carry an increased risk of ectopic pregnancy. The possibility of ectopic pregnancy should be considered in the case of lower abdominal pain, especially in connection with missed periods or if an amenorrhoeic woman starts bleeding.

Because an ectopic pregnancy may impact future fertility the benefits and risks of using Jaydess should be carefully evaluated, in particular for nulliparous women.

Use in nulliparous women: Jaydess is not first choice for contraception in nulliparous women as clinical experience is limited.

### *Effects on the menstrual bleeding pattern*

Effects on the menstrual bleeding pattern are expected in most users of Jaydess. Those alterations are a result of the direct action of levonorgestrel on the endometrium and may not correlate with the ovarian activity.

Irregular bleeding and spotting are common in the first months of use. Thereafter, the strong suppression of the endometrium results in the reduction of the duration and volume of menstrual bleeding. Scanty flow frequently develops into oligomenorrhea or amenorrhea.

In clinical trials, infrequent bleeding and/or amenorrhea developed gradually. By the end of the third year about 22.3 % and 11.6 % of the users developed infrequent bleeding and/or amenorrhea, respectively. Pregnancy should be considered if menstruation does not occur within six weeks of the onset of previous menstruation. A repeated pregnancy test is not necessary in subjects who remain amenorrheic unless indicated by other signs of pregnancy.

If bleeding becomes heavier and/or more irregular over time, appropriate diagnostic measures should be taken as irregular bleeding may be a symptom of endometrial polyps, hyperplasia or cancer and heavy bleeding may be a sign of unnoticed expulsion of the IUS.

### *Pelvic infection*

While Jaydess and the inserter are sterile they may, due to bacterial contamination during insertion, become a vehicle for microbial transport in the upper genital tract. Pelvic infection has been reported during use of any IUS or IUD. In clinical trials, pelvic inflammatory disease (PID) was observed more frequently at the beginning of Jaydess use, which is consistent with published data for copper IUDs, where the highest rate of PID occurs during the first 3 weeks after insertion and decreases thereafter.

Before electing use of Jaydess, patients should be fully evaluated for risk factors associated with pelvic infection (e.g. multiple sexual partners, sexually transmitted infections, prior history of PID). Pelvic infections such as PID may have serious consequences and may impair fertility and increase the risk of ectopic pregnancy.

As with other gynaecological or surgical procedures, severe infection or sepsis (including group A streptococcal sepsis) can occur following IUD insertion, although this is extremely rare.

If a woman experiences recurrent endometritis or pelvic inflammatory disease or if an acute infection is severe or does not respond to treatment, Jaydess must be removed.

Bacteriological examinations are indicated and monitoring is recommended, even with discrete symptoms indicative of infections.

### *Expulsion*

In clinical trials with Jaydess, the incidence of expulsion was low (<4% of insertions) and in the same range as reported for other IUDs and IUSs. Symptoms of partial or complete expulsion of Jaydess may include bleeding or pain. However, the system can be expelled from the uterine cavity without the woman noticing it, leading to loss of contraceptive protection. As Jaydess decreases menstrual flow, increase of menstrual flow may be indicative of an expulsion.

Risk of expulsion is increased in

- Women with history of heavy menstrual bleeding
- Women with greater than normal BMI at the time of insertion; this risk increases gradually with increasing BMI

Women should be counselled on possible signs of expulsion and how to check the threads of Jaydess and advised to contact a healthcare professional if the threads cannot be felt. A barrier contraceptive (such as a condom) should be used until the location of Jaydess has been confirmed.

Partial expulsion may decrease the effectiveness of Jaydess.

A partially expelled Jaydess should be removed. A new system can be inserted at the time of removal, provided pregnancy has been excluded.

### *Perforation*

Perforation or penetration of the uterine corpus or cervix by an intrauterine contraceptive may occur, most often during insertion, although it may not be detected until sometime later, and may decrease the effectiveness of Jaydess. In case of a



difficult insertion and/ or exceptional pain or bleeding during or after insertion, appropriate steps should be taken immediately to exclude perforation, such as physical examination and ultrasound. Such a system must be removed; surgery may be required.

In a large prospective comparative non-interventional cohort study in users of other IUDs (N=61,448 women) with a 1-year observational period, the incidence of perforation was 1.3 (95% CI: 1.1 - 1.6) per 1000 insertions in the entire study cohort; 1.4 (95% CI: 1.1 - 1.8) per 1000 insertions in the cohort of another LNG- IUS and 1.1 (95% CI: 0.7 - 1.6) per 1000 insertions in the copper IUD cohort.

The study showed that both breastfeeding at the time of insertion and insertion up to 36 weeks after giving birth were associated with an increased risk of perforation (see Table 1). Both risk factors were independent of the type of IUD inserted.

**Table 1: Incidence of perforation per 1000 insertions for the entire study cohort observed over 1 year, stratified by breastfeeding and time since delivery at insertion (parous women)**

	<b>Breastfeeding at time of insertion</b>	<b>Not breastfeeding at time of insertion</b>
Insertion ≤ 36 weeks after delivery	5.6  (95% CI: 3.9-7.9, n=6047 insertions)	1.7  (95% CI: 0.8-3.1, n=5927 insertions)
Insertion > 36 weeks after delivery	1.6  (95% CI: 0.0-9.1, n=608 insertions)	0.7  (95% CI: 0.5-1.1, n=41,910 insertions)

Extending the observational period to 5 years in a subgroup of this study (N=39,009 women inserted with another levonorgestrel-IUS or copper IUD, 73% of these women had information available over the complete 5 years of follow-up), the incidence of perforation detected at any time during the entire 5-year period was 2.0 (95% CI: 1.6 – 2.5) per 1000 insertions. Breastfeeding at the time of insertion and insertion up to 36 weeks after giving birth were confirmed as risk factors also in the subgroup that were followed up for 5 years.

The risk of perforations may be increased in women with fixed retroverted uterus.

Re-examination after insertion should follow the guidance given under the heading “Medical examination/consultation” which may be adapted as clinically indicated in women with risk factors for perforation.

#### *Lost threads*

If the removal threads are not visible at the cervix on follow-up examinations, unnoticed expulsion and pregnancy must be excluded. The threads may have been drawn up into the uterus or cervical canal and may reappear during the next menstrual period. If pregnancy has been excluded, the threads may usually be located by gently probing the cervical canal with a suitable instrument. If they cannot be found, the possibility of expulsion or perforation should be considered. Ultrasound exam may be used to ascertain the position of the system. If ultrasound is not available or is not successful, X-ray may be used to locate Jaydess.

#### *Ovarian cysts / enlarged ovarian follicles*

Since the contraceptive effect of Jaydess is mainly due to its local effects within the uterus, there is generally no change in ovulatory function, including regular follicular development, oocyte release and follicular atresia in women of fertile age. Sometimes atresia of the follicle is delayed and folliculogenesis may continue. These enlarged follicles cannot be distinguished clinically from ovarian cysts and have been reported in clinical trials as adverse drug events in approximately 13.2 % of women using Jaydess including ovarian cyst, hemorrhagic ovarian cyst and ruptured ovarian cyst. Most of these cysts are asymptomatic, although some may be accompanied by pelvic pain or dyspareunia.

In most cases, the enlarged follicles resolve spontaneously over two to three months observation. Should an enlarged follicle fail to resolve spontaneously, continued ultrasound monitoring and other diagnostic/ therapeutic measures may be appropriate. Rarely, surgical intervention may be required.

#### *Psychiatric disorders*

Depressed mood and depression are well-known undesirable effects of hormonal contraceptive use (see section 4.8). Depression can be serious and is a well-known risk factor for suicidal behaviour and suicide. Women should be advised to contact their physician in case of mood changes and depressive symptoms, including shortly after initiating the treatment.

#### **4.5 Interaction with other medicinal products and other forms of interaction**

Note: The prescribing information of concomitant medications should be consulted to identify potential interactions.

##### Effects of other medicinal products on Jaydess

Interactions can occur with drugs that induce hepatic microsomal enzymes, which can result in increased or decreased clearance of sex hormones.

##### *Substances increasing the clearance of levonorgestrel, e.g.:*

Phenytoin, barbiturates, primidone, carbamazepine, rifampicin, and possibly also oxcarbazepine, topiramate, felbamate, griseofulvin and products containing the St. John's wort.

The influence of these drugs on the contraceptive efficacy of Jaydess is not known, but it is not believed to be of major importance due to the local mechanism of action.

##### *Substances with variable effects on the clearance of levonorgestrel:*

When co-administered with sex hormones, many HIV/HCV protease inhibitors and non-nucleoside reverse transcriptase inhibitors can increase or decrease plasma concentrations of the progestin.

##### *Substances decreasing the clearance of levonorgestrel (enzyme inhibitors), e.g.:*

Strong and moderate CYP3A4 inhibitors such as azole antifungals (e.g. fluconazole, itraconazole, ketoconazole, voriconazole), verapamil, macrolides (e.g. clarithromycin, erythromycin), diltiazem and grapefruit juice can increase plasma concentrations of the progestin.

##### Magnetic resonance imaging (MRI)

Non-clinical testing has demonstrated that a patient can be scanned safely after placement of Jaydess under the following conditions: Static magnetic field of 3-Tesla or less, maximum spatial gradient magnetic field of 720-Gauss/cm or less. Under these conditions, with 15-min of scanning, the maximum temperature rise produced at the site of Jaydess was 1.8°C. A small amount of imaging artifact may occur if the area of interest is in the exact same area or relatively close to the position of Jaydess.

#### **4.6 Fertility, pregnancy and lactation**

##### *Fertility*

The use of a levonorgestrel-releasing intrauterine system does not alter the course of future fertility. Upon removal of the intrauterine system, women return to their normal fertility (see section 5.1).

##### *Pregnancy*

The use of Jaydess during an existing or suspected pregnancy is contraindicated, see section 4.3 Contraindications. If the woman becomes pregnant while using Jaydess the system should be removed as soon as possible, since any intrauterine contraceptive left in situ may increase the risk of abortion and preterm labour. Removal of Jaydess or probing of the uterus may also result in spontaneous abortion. Ectopic pregnancy should be excluded.

If the woman wishes to continue the pregnancy and the system cannot be withdrawn, she should be informed about the risks and the possible consequences of premature birth to the infant. The course of such a pregnancy should be closely monitored. The woman should be instructed to report all symptoms that suggest complications of the pregnancy, like cramping abdominal pain with fever.

In addition, an increased risk of virilising effects in a female foetus because of the intrauterine exposure to levonorgestrel cannot be excluded. There have been isolated cases of masculinisation of the external genitalia of the female foetus following local exposure to levonorgestrel during pregnancy with an LNG-IUS in place.

Breast-feeding

In general, there appears to be no deleterious effect on infant growth or development when using any progestogen-only method after six weeks postpartum. A levonorgestrel-releasing intrauterine system does not affect the quantity or quality of breast milk. Small amounts of progestogen (about 0.1 % of the levonorgestrel dose) pass into the breast milk in nursing mothers.

4.7 Effects on ability to drive and use machines

Jaydess has no influence on the ability to drive and use machines.

4.8 Undesirable effects

Summary of the safety profile

The majority of women experience changes in menstrual bleeding pattern after insertion of Jaydess. Over time, the frequency of amenorrhoea and infrequent bleeding increases, and the frequency of prolonged, irregular, and frequent bleeding decreases. The following bleeding patterns were observed in clinical trials:

Table 2: Bleeding patterns reported with Jaydess in clinical trials

Jaydess	First 90 days	Second 90 days	End of year 1	End of year 3
Amenorrhea	<1%	3%	6%	12%
Infrequent bleeding	8%	19%	20%	22%
Frequent bleeding	31%	12%	8%	4%
Irregular bleeding*	39%	25%	18%	15%
Prolonged bleeding*	55%	14%	6%	2%

\*Subjects with irregular bleeding and prolonged bleeding may also be included in one of the other categories (excluding amenorrhea)

Tabulated summary of adverse events

The frequencies of Adverse Drug Reactions (ADRs) reported with Jaydess are summarized in the table below. Within each frequency grouping, undesirable effects are presented in order of decreasing seriousness. Frequencies are defined as:

- very common (≥ 1/10),
- common (≥ 1/100 to < 1/10),
- uncommon (≥ 1/1,000 to < 1/100),
- rare (≥ 1/10,000 to < 1/1,000),
- very rare (< 1/10,000).

<b>System Organ Class</b>	<b>Very Common</b>	<b>Common</b>	<b>Uncommon</b>	
Psychiatric disorders		Depressed mood/ Depression Decreased libido		
Nervous system disorders	Headache	Migraine		
Vascular disorders			Dizziness	
Gastrointestinal disorders	Abdominal/pelvic pain	Nausea		
Skin and subcutaneous tissue disorders	Acne/ Seborrhoea	Alopecia	Hirsutism	
Reproductive system and breast disorders	Bleeding changes including increased and decreased menstrual bleeding, spotting, infrequent bleeding and amenorrhoea Ovarian cyst* Vulvovaginitis	Upper genital tract infection Dysmenorrhea Breast pain/discomfort Device expulsion (complete and partial) Genital discharge	Uterine perforation**	
Investigations		Increased weight		

\* In clinical trials ovarian cysts had to be reported as AEs if they were abnormal, non-functional cysts and/or had a diameter > 3 cm on ultrasound examination.

\*\* This frequency is based on a large prospective comparative non-interventional cohort study with women using another LNG-IUS and copper IUDs which showed that breastfeeding at the time of insertion and insertion up to 36 weeks after giving birth are independent risk factors for perforation (see section 4.4 under Perforation). In clinical trials with Jaydess that excluded breastfeeding women the frequency of perforation was "rare".

#### *Description of selected adverse reactions*

With the use of LNG-IUS, cases of hypersensitivity including rash, urticaria and angioedema have been reported.

If a woman becomes pregnant while using Jaydess, the relative likelihood of this pregnancy being ectopic is increased (see section 4.4 under Ectopic Pregnancy).

The removal threads may be felt by the partner during intercourse.

The following ADRs have been reported in connection with the insertion or removal procedure of Jaydess:

Procedural pain, procedural bleeding, insertion-related vasovagal reaction with dizziness or syncope. The procedure may precipitate a seizure in an epileptic patient.

Cases of sepsis (including group A streptococcal sepsis) have been reported following IUD insertion (see section 4.4 under Pelvic Infection).

#### *Paediatric population*

The safety profile of Jaydess observed in a study of 304 adolescents was consistent with that in the adult population.

#### Reporting of suspected adverse reactions

Reporting suspected adverse reactions after authorisation of the medicinal product is important. It allows continued monitoring of the benefit/risk balance of the medicinal product. Healthcare professionals are asked to report any suspected adverse reactions via HPRA Pharmacovigilance, website: [www.hpra.ie](http://www.hpra.ie).

## **4.9 Overdose**

Not relevant.

## 5. PHARMACOLOGICAL PROPERTIES

### 5.1 Pharmacodynamic properties

Pharmacotherapeutic group: Plastic IUD with progestogen, ATC code: G02BA03

#### *Pharmacodynamic effects*

Jaydess has mainly local progestogenic effects in the uterine cavity.

The high levonorgestrel concentration in the endometrium down-regulates endometrial estrogen and progesterone receptors. The endometrium becomes relatively insensitive to the circulating estradiol and a strong antiproliferative effect is seen. Morphological changes of the endometrium and a weak local foreign body reaction are observed during use. Thickening of the cervical mucus prevents passage of the sperm through the cervical canal. The local milieu of the uterus and of the fallopian tubes inhibits sperm mobility and function, preventing fertilization. In clinical trials with Jaydess ovulation was observed in the majority of the subjects studied. Evidence of ovulation was seen in 34 out of 35 women in the first year, in 26 out of 27 women in the second year, and in all 26 women in the third year.

#### *Clinical efficacy and safety*

The contraceptive efficacy of Jaydess has been evaluated in a clinical study with 1432 women aged 18-35 including 38.8 % (556) nulliparous women of whom 83.6% (465) were nulligravid using Jaydess. The 1-year Pearl Index was 0.41 (95% confidence limits 0.13 – 0.96) and the 3-years Pearl Index was 0.33 (95% confidence limits 0.16 – 0.60). The failure rate was approximately 0.4% at 1 year and the cumulative failure rate was approximately 0.9% at 3 years. The failure rate also includes pregnancies occurring after undetected expulsions and perforations. Use of a levonorgestrel releasing intrauterine system does not alter the course of future fertility. Based on data with a higher dosed LNG-IUS about 80% of the women wishing to become pregnant conceived within 12 months after removal of the system.

The safety profile of Jaydess observed in a study of 304 adolescents was consistent with that in the adult population. Efficacy is expected to be the same for adolescents under the age of 18 as for users 18 years and older.

With Jaydess, the alterations in menstrual patterns are a result of the direct action of levonorgestrel on the endometrium and may not reflect the ovarian cycle. There is no clear difference in follicle development, ovulation or estradiol and progesterone production in women with different bleeding patterns. In the process of inhibition of the endometrial proliferation, there can be an initial increase of spotting during the first months of use. Thereafter, the strong suppression of the endometrium results in the reduction of the duration and volume of menstrual bleeding during use of Jaydess. Scanty flow frequently develops into oligomenorrhea or amenorrhea. Ovarian function remains normal and estradiol levels are maintained, even when users of Jaydess are amenorrhoeic.

### 5.2 Pharmacokinetic properties

Levonorgestrel is released locally into the uterine cavity. The in vivo release curve is characterized by an initial steep decline that slows down progressively resulting in little change after 1 year until the end of the intended 3-year period of use. Estimated in vivo delivery rates for different time points are provided in Table 3.

**Table 3: Estimated *in vivo* release rates based on observed *ex vivo* residual content data**

Time	Estimated <i>in vivo</i> release rate [micrograms/24 hours]
24 days after insertion	14
60 days after insertion	10
1 year after insertion	6
3 years after insertion	5
<b>Average over 1<sup>st</sup> year</b>	<b>8</b>
<b>Average over 3 years</b>	<b>6</b>

#### *Absorption*

Following insertion, levonorgestrel is released from the IUS into the uterine cavity without delay based on serum concentration measurements. More than 90% of the released levonorgestrel is systemically available. Maximum serum concentrations of levonorgestrel are reached within the first two weeks after insertion of Jaydess. Seven days after insertion, a mean

levonorgestrel concentration of 162 pg/ml (5<sup>th</sup> percentile: 102 pg/ml – 95<sup>th</sup> percentile: 249 pg/ml) was determined. Thereafter serum concentrations of levonorgestrel decline over time to reach mean concentrations of 59 pg/ml (5<sup>th</sup> percentile: 36 pg/ml – 95<sup>th</sup> percentile: 92 pg/ml) after 3 years. With the use of a levonorgestrel-releasing intrauterine system, the high local drug exposure in the uterine cavity leads to a strong concentration gradient from the endometrium to the myometrium (gradient endometrium to myometrium >100-fold), and to low concentrations of levonorgestrel in serum (gradient endometrium to serum >1000-fold).

#### *Distribution*

Levonorgestrel is bound non-specifically to serum albumin and specifically to SHBG. Less than 2 % of the circulating levonorgestrel is present as free steroid. Levonorgestrel binds with high affinity to SHBG. Accordingly, changes in the concentration of SHBG in serum result in an increase (at higher SHBG concentrations) or in a decrease (at lower SHBG concentrations) of the total levonorgestrel concentration in serum. The concentration of SHBG declined on average by about 15% during the first month after insertion of Jaydess and remained stable over the 3 year period of use. The mean apparent volume of distribution of levonorgestrel is about 106 L.

#### *Biotransformation*

Levonorgestrel is extensively metabolized. The most important metabolic pathways are the reduction of the  $\Delta 4$ -3-oxo group and hydroxylations at positions 2 $\alpha$ , 1 $\beta$  and 16 $\beta$ , followed by conjugation. CYP3A4 is the main enzyme involved in the oxidative metabolism of LNG. The available in vitro data suggest that CYP mediated biotransformation reactions may be of minor relevance for LNG compared to reduction and conjugation.

#### *Elimination*

The total clearance of levonorgestrel from plasma is approximately 1.0 ml/min/kg. Only trace amounts of levonorgestrel are excreted in unchanged form. The metabolites are excreted in faeces and urine at an excretion ratio of about 1. The excretion half-life is about 1 day.

#### *Linearity/ non-linearity*

The pharmacokinetics of levonorgestrel are dependent on the concentration of SHBG which itself is influenced by oestrogens and androgens. A decrease of SHBG concentration leads to a decrease of total levonorgestrel concentration in serum indicating non-linear pharmacokinetics of levonorgestrel with regard to time. Based on the mainly local action of Jaydess, no impact on the efficacy of Jaydess is expected.

#### *Paediatric population*

In a one-year phase III study in post-menarcheal female adolescents (mean age 16.2, range 12 to 18 years) pharmacokinetic analysis of 283 adolescents showed estimated LNG serum concentrations slightly higher (approximately 10%) in adolescents compared to adults. This correlates to the generally lower body weight in adolescents. The ranges estimated for adolescents lie, however, within the ranges estimated for adults, showing high similarity.

No differences in the pharmacokinetics of LNG are expected between adolescents and adults following insertion of Jaydess.

#### *Ethnic differences*

A three-year phase III study in the Asian-Pacific region (93% Asian women, 7% other ethnicities) using Jaydess has been performed. A comparison of pharmacokinetic characteristics of LNG of the Asian population in this study with that of the Caucasian population from another phase III study showed no clinically relevant difference in systemic exposure and other pharmacokinetic parameters. In addition, the daily release rate of Jaydess was the same in both populations.

No differences in the pharmacokinetics of LNG are expected between Caucasian and Asian women following insertion of Jaydess.

### **5.3 Preclinical safety data**

Nonclinical data revealed no special hazard for humans based on studies of safety pharmacology, pharmacokinetics and toxicity, including genotoxicity and carcinogenic potential of levonorgestrel. Studies in monkeys with intrauterine delivery of levonorgestrel for 9 to 12 months confirmed local pharmacological activity with good local tolerance and no signs of systemic toxicity. No embryotoxicity was seen in rabbits following intrauterine administration of levonorgestrel. The safety evaluation of the elastomer components of the hormone reservoir, the polyethylene materials as well as the silver ring of the product, the silver profile and the combination of elastomer and levonorgestrel, based on both the assessment of genetic toxicology in standard in vitro and in vivo test systems and on biocompatibility tests in mice, rats, guinea pigs, rabbits and in vitro test systems have not revealed bio-incompatibility.

## **6. PHARMACEUTICAL PARTICULARS**

### **6.1 List of excipients**

Polydimethylsiloxane elastomer  
Silica, colloidal anhydrous  
Polyethylene  
Barium sulfate  
Iron oxide, black (E172)  
Silver

### **6.2 Incompatibilities**

Not applicable.

### **6.3 Shelf life**

3 years.

### **6.4 Special precautions for storage**

This medicinal product does not require any special storage conditions.

### **6.5 Nature and contents of container**

The product is individually packed into a thermoformed blister package (PETG) with a peelable lid (PE).  
Pack sizes: 1x1 and 5x1.  
Not all pack sizes may be marketed.

### **6.6 Special precautions for disposal and other handling**

The product is supplied in a sterile pack which should not be opened until required for insertion. Each system should be handled with aseptic precautions. If the seal of the sterile envelope is broken, the system inside should be disposed of in accordance with local guidelines for the handling of biohazardous waste. Likewise, a removed Jaydess and inserter should be disposed of in this manner. The outer carton package and the inner blister package can be handled as household waste.  
To be inserted by a healthcare provider using aseptic technique (see section 4.2).

## **7. MARKETING AUTHORISATION HOLDER**

Bayer Limited  
1st Floor  
The Grange Offices  
The Grange  
Brewery Road  
Stillorgan  
Co. Dublin  
A94 H2K7  
Ireland

## **8. MARKETING AUTHORISATION NUMBER**

PA1410/068/001

## **9. DATE OF FIRST AUTHORISATION/RENEWAL OF THE AUTHORISATION**

Date of first authorisation: 8<sup>th</sup> February 2013

Date of last renewal: 4<sup>th</sup> December 2017

**10. DATE OF REVISION OF THE TEXT**

September 2022